



IntelliCart™ 36"W x 30"D x 39"H
(shown with optional swinglift keyboard arm)

Optional Swinglift Keyboard Arm



Swinglift keyboard arm in seated position with tilt



Swinglift keyboard arm in standing position



Swinglift keyboard arm in standing position with tilt

A. IntelliCart™
36"W x 30"D x 36"H:

- Top shelf
- Two clamp-mount Monitor Arms # AFC02
- Keyboard Arm # KA6000
- Keyboard Tray # TR2000 with retractable Mouse Tray
- Flushed bottom shelf
- 4" casters



B. IntelliCart™
48"W x 30"D x 36"H:

- Top shelf
- Two clamp-mount Monitor Arms # AFC02
- Keyboard Arm # KA6000
- Keyboard Tray # TR2000 with retractable Mouse Tray
- Flushed bottom shelf
- 2" twin casters



C. IntelliCart™
48"W x 30"D x 72"H:

- Flipper cabinet # FC
- Middle shelf
- Swinglift Keyboard Arm # KA7001
- Handle
- Flushed bottom shelf
- 2" twin casters



D. IntelliCart™
48"W x 30"D x 72"H:

- Flipper cabinet # FC
- Middle shelf
- Swinglift Keyboard Arm # KA7001
- CPU Holder # CPU-05
- Flushed bottom shelf
- 2" twin casters



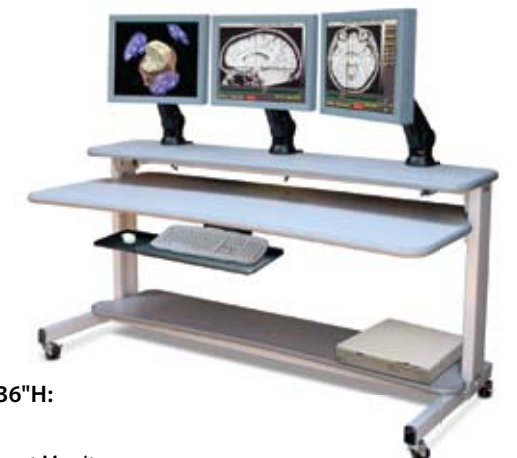
E. IntelliCart™
72"W x 36"D x 36"H:

- Top shelf
- Pencil Drawer # PD002
- Adjustable CPU holder
- Flushed bottom shelf
- 2" twin casters



F. IntelliCart™
72"W x 36"D x 36"H:

- Top shelf
- Three clamp-mount Monitor Arms # AFC02
- Keyboard Arm # KA6000
- Keyboard Tray # TR2000 with retractable Mouse Tray
- Flushed bottom shelf
- 2" twin casters



IntelliCart™

FEATURING CUTTING-EDGE DESIGN AND FLEXIBILITY, THE INTELLICART™ gives you the versatility and mobility you have been looking for. Its soothing, fluid lines bring a relaxing touch to busy work environments.

With an elegant yet simple design, it is a strong and comfortable workstation that will last a lifetime.

Work Surface Shape

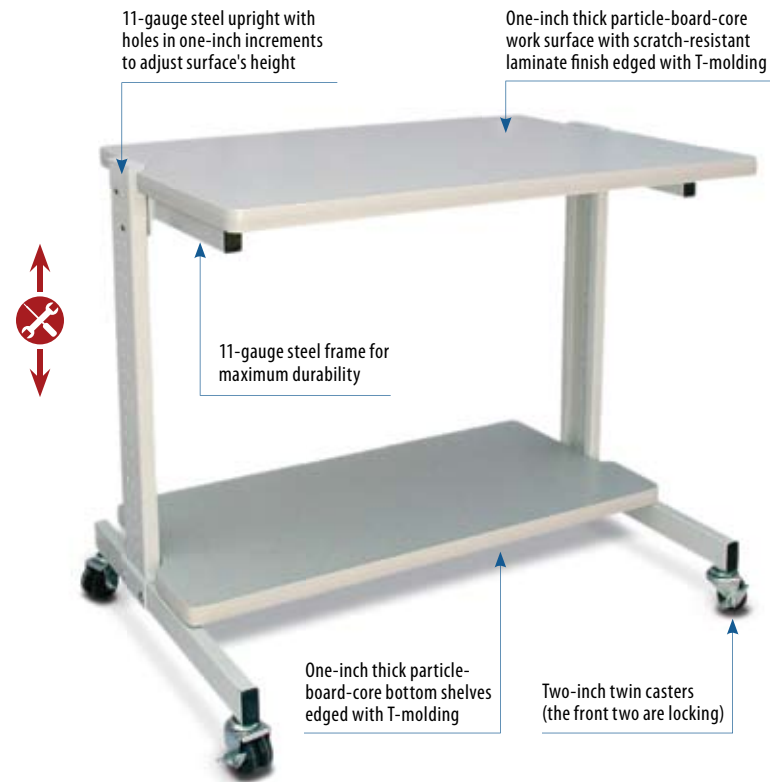


Features and Benefits

- Cold-rolled 11-gauge steel frame with epoxy-powder-coated finish
- Particle-board-core top with your choice of high-pressure laminate finish
- 12" deep top shelf and 16" deep bottom shelf
- Work surface and shelves edged with bumper molding
- Work surface is height-adjustable in one-inch increments
- Customized ergonomic work surfaces available
- Multiple colors available (for standard colors, see page 95)
- Two-inch or four-inch casters (two of them locking)
- Glides and additional accessories available (see page 84)

Specifications

- Width: 36", 48", 60", 72"
- Depth: 30", 36"
- Height from the floor:
Work surface: 30"
Top shelf: 36"



SmartCart™

THE VERSATILITY OFFERED BY AFC'S SMARTCART™

makes it a wonderful addition to any work environment. With virtually limitless configurations and customization, this cart fits your needs perfectly. All SmartCarts™ are exclusively built from reinforced steel with pressurized scratch-resistant laminate surfaces, making them extremely strong and durable.

Choose from any combination of features and let us create the SmartCart™ that is right for you. No matter what your workplace requirements, you will find that our ergonomically designed SmartCarts™ enhance productivity and give you a lifetime of dependable and enjoyable service.

Features and Benefits

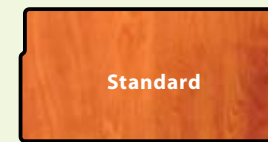
- Cold-rolled 11-gauge steel frame with epoxy-powder-coated finish
- Particle-board-core top with your choice of high-pressure laminate finish
- Customized ergonomic and standard work surfaces available edged with T-molding/bumper molding
- Work surface and shelves are height-adjustable in one-inch increments
- 16" deep split bottom shelf on either one or both sides provides leg space; full-length bottom shelf accommodates CPU or other computer-related equipment
- Multiple colors available (for standard colors, see page 95)
- Two-inch or four-inch casters (two of them locking)
- Glides and additional accessories available (see page 84)

Specifications

- Width: 18", 24", 30", 36", 48", 60", 72", 84", 96"
- Depth: 18", 24", 30", 36"
- Height of work surface from the floor:
 - seated position: 30"–36"
 - standing position: 42"



Work Surface Shapes



Standard
for all widths




Standard w/ cutout
for tables 48" wide and up



Soft Ergonomic
for all widths



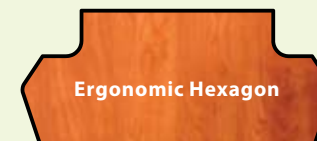
Light Ergonomic
for tables 60" wide and up




Deep Ergonomic
for tables 48" wide and up



Bean-shaped
for tables 48" wide and up



Ergonomic Hexagon
for tables 60" wide and up



Wave
for tables 48" wide and up

A. SmartCart™ 18"W x 20"D x 42"H:

- Standard work surface shape
- Clamp-mount Monitor Arm # AFC02
- Keyboard Arm # KA6000
- Keyboard Tray # TR2000 with retractable Mouse Tray
- Storage cabinet
- 4" casters



B. SmartCart™ 24"W x 18"D x 44"H:

- Standard work surface shape
- Clamp-mount Monitor Arm # AFC02
- Keyboard Arm # KA6000
- Keyboard Tray # TR2000 with retractable Mouse Tray
- Middle shelf
- Metal Film Box # FB-200
- Flushed bottom shelf
- 2" twin casters



C. SmartCart™ 24"W x 24"D x 30"H:

- Standard work surface shape
- Retractable Keyboard Tray # KB01
- Side mount CPU Holder
- Glides



D. SmartCart™ 24"W x 24"D x 42"H:

- Standard work surface shape
- Clamp-mount Monitor Arm # AFC02
- Retractable Keyboard Tray # KB01
- Drawer
- Flushed bottom shelf
- 4" casters





Available in a variety of configurations, this cart can do any job. Its mobility enables it to go right to the action or, when necessary, stay out of the way.

E. SmartCart™ 30"W x 30"D x 54"H:

- Top shelf
- Standard work surface shape
- Clamp-mount Z-arm # AFCZ500-02
- 2" twin casters

1 shown with two-door cabinet



F. SmartCart™ 48"W x 30"D x 54"H:

- Top shelf
- Standard work surface shape
- Clamp-mount Z-arm # AFCZ500-02
- CPU Holder # CPU 13-25
- 2" twin casters

2 shown with one and two-door cabinets



G. SmartCart™ 60"W x 30"D x 54"H:

- Top shelf
- Standard work surface shape
- Clamp-mount Z-arm # AFCZ500-02
- Pedestal with 2 drawers # P2FF15MF
- CPU Enclosure
- 2" twin casters



The slatwall is a great way for a multitude of accessories that can easily be maneuvered to create an unlimited number of combinations.

H. SmartCart™

48"W x 36"D x 42"H:

- Standard work surface shape
- Z-arm # AFCZ500-02
- Two Phone Arms # TA002
- Pencil Drawer # PD002
- Two adjustable CPU Holders # CPU13-25
- Slatwall
- Glides



I. SmartCart™

84"W x 34"D x 30"H:

- Custom work surface shape
- Clamp-mount Z-arm # AFCZ500-02
- Keyboard Arm # KA6000 with wooden keyboard tray
- Two split bottom shelves
- Glides



J. SmartCart™

84"W x 36"D x 30"H:


- Ergonomic Hexagon with Cutout work surface shape
- Swinglift Keyboard Arm # KA7001
- Clamp-mount Z-arm # AFCZ500-02
- Bottom shelf
- Glides



K. SmartCart™

60"W x 24"D x 76"H:

- Flipper cabinet with two doors # FC
- Standard work surface shape
- Grommet-mount Monitor Arm # AFC01
- Task Light # TAL200A
- Phone Arm # TA002
- Keyboard Arm # KA6000
- Keyboard Tray # TR2000 with retractable Mouse Tray
- Film Box # FB-100-1 and storage cabinet on bottom shelf
- Mobile CPU Cradle # CPU-02
- 2" twin casters



L. SmartCart™ 36"W x 30"D x 30"H:

- Standard work surface shape
- Telescopic Monitor Arm
- Flushed bottom shelf
- 2" twin Casters

Back view

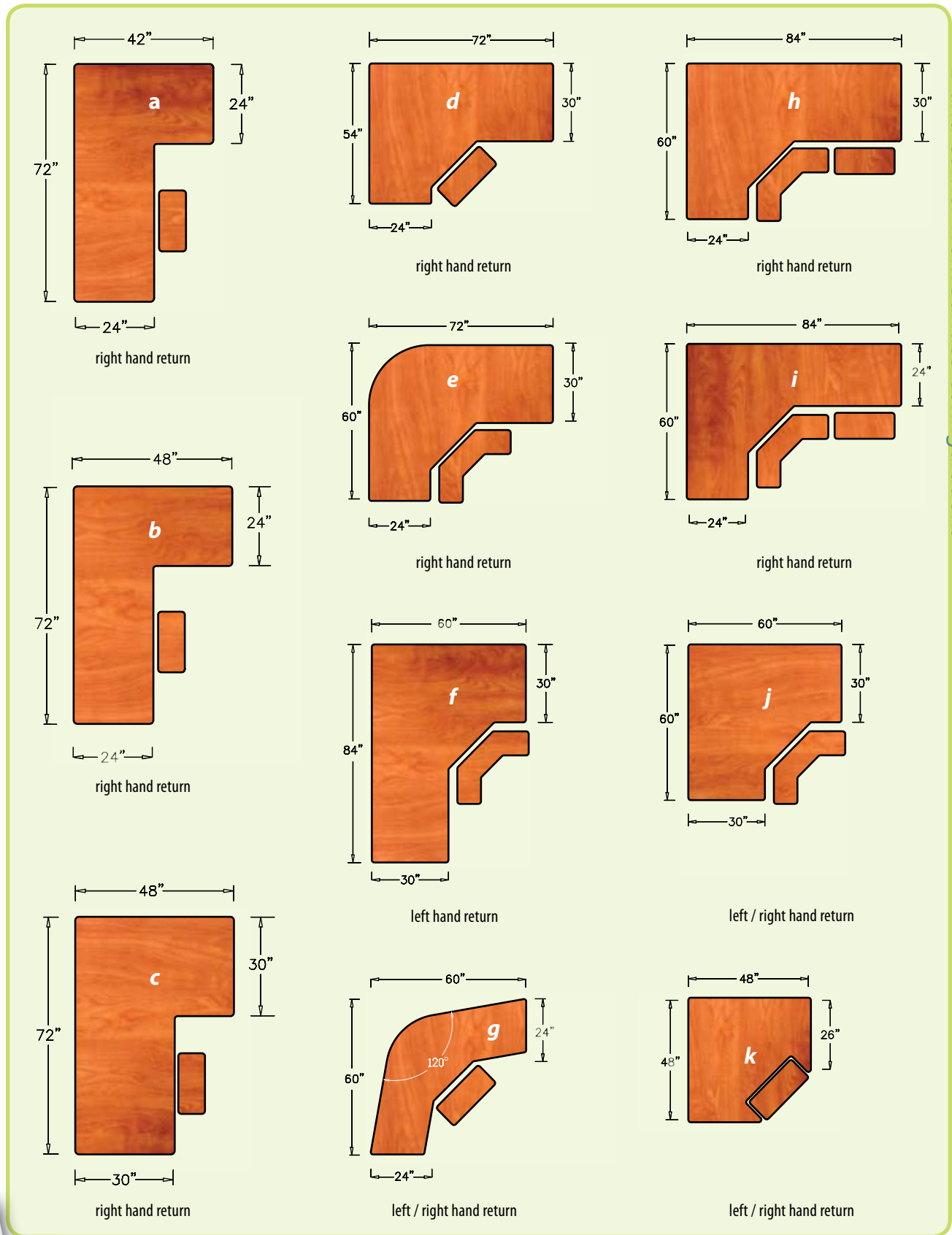


The Telescopic Arm allows the user:

- to stow the monitor below the work surface when not in use
- to rotate screen 180° for training purposes

A variety of "L" and corner configurations are available. Select the shape and size best suited to your application, or call us for a customized solution.

1" and Corner Work Surface Configurations



- M. SmartCart™**
32"W x 32"W x 38"H:
- Top shelf
 - Corner work surface shape
 - Keyboard Arm # KA6000
 - Keyboard Tray # TR2000 with retractable Mouse Tray
 - Flushed bottom shelf
 - 2" twin casters



- N. SmartCart™**
40"W x 40"W x 38"H:
- Top shelf
 - Corner work surface shape
 - 2" twin casters




- O. SmartCart™**
48"W x 48"W x 42"H:
- Custom work surface shape
 - Retractable Keyboard Tray # KB01
 - 2" twin casters



- P. SmartCart™**
60"W x 39"W x 30"H:
- Corner work surface shape
 - Keyboard Arm # KA6000
 - Keyboard Tray # TR2000 with retractable Mouse Tray
 - Split bottom shelf
 - 2" twin casters



- Q. SmartCart™**
96"W x 48"W x 76"H:
- Flipper cabinet # FC
 - Middle shelf
 - "L" shape work surface edged with bumper molding
 - Clamp-mount Z-arm # AFCZ500-02
 - Under-desk-mount pedestal with drawer and file
 - Flushed bottom shelf
 - 2" twin casters



- R. SmartCart™**
96"W x 72"W x 76"H:
- Flipper cabinet # FC
 - Middle shelf
 - Custom work surface shape edged with bumper molding
 - Back modesty panel
 - 2" twin casters