



PC Cart™ 910

PC Cart™

INTRODUCING THE PC CART™ 910, AFC Industries new point-of-care cart that combines a streamlined look and enhanced functionality with the hallmark durability and ergonomic design of AFC's mobile work stations.

With an all-in-one computer, the height-adjustable PC 910 offers a battery that can run for up to 30 hours before recharging. UL 60601-1 compliant, it is safe to use throughout facilities. Fleet management software allows for IT monitoring, management, and programming of carts for location, battery status, and scheduling of computer shutdown, recharging and maintenance.

A phenolic work surface with rounded corners enhances safety and appeal. Cutout handles on all corners facilitate grip, access from any user position, and range of motion. The retractable phenolic keyboard tray features ergonomic tilt, swivel, and a sliding mouse tray for both left- and right-handed users.

Features and Benefits

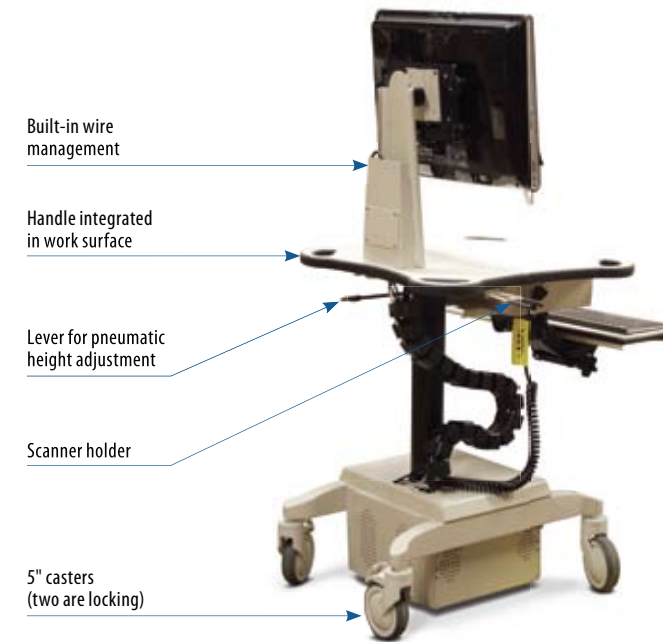

- Sit-to-stand height adjustment (pneumatic or electronic)
- Thorough disinfection for clean room use
- Supports all-in-one computer as well as separate thin client and monitor
- Mounting for all-in-one computer or standard monitor VESA (75/100)
- Rounded phenolic work surface for greater safety, comfort, and appeal
- Seamless integration of handles into the work surface on all four corners for easy grip from any user position
- Keyless electronic lock for utility drawer and divider to facilitate administration of care in two-patient rooms
- Phenolic retractable keyboard tray with ergonomic negative and positive tilt and swivel
- Mouse tray slides to accommodate left- and right-handed users
- 5" casters with round tread wheels for ease of movement

Specifications

- Footprint size: 20"W x 24"D
- Work surface size: 22"W x 22"D
- Keyboard tray size: 19"W x 8"D
- Height of work surface from the floor: ~30" to 42"




PC Cart™ 910 with camera holder



Pneumatic Adjustment:


▪ SURFACE HEIGHT



Mounting for all-in-one computer or standard monitor (VESA 100/75)



Utility drawer with keyless electronic lock and divider



Power Supply

- UL 60601-1 compliant for safe use in all patient and non-patient areas
- Long life up to 25 hours¹ using all-in-one CPU allows for multi-shift deployment
- Power alert software protects data and low-battery alarm can be muted
- IT Fleet management software for monitoring, programming, and management of PC 910s throughout a facility
- LED monitoring of battery status
- Advanced 3-stage charger accelerates recharging and increases safety
- Internal Automatic Transfer Switch allows power supply to run connected equipment while battery module is recharging

¹ With fully charged battery. Runtimes may vary based on load characteristics and battery condition.

FOR HIGH-TRAFFIC AREAS where the width and height of the base are crucial, especially between patient beds or medical equipment, AFC offers the **PC Cart™ 900**.

Available with an optional scanner holder, the **PC Cart™ 900** can easily adapt to all work situations. It's sleek, yet durable, quad-point base has a footprint of 18"W x 18"D and an overall height of less than 6". Special 3-inch wheels are used on the quad-point base.



Pneumatic Adjustment:

▪ SURFACE HEIGHT

A. PC Cart™ 900

- Monitor Arms # AFC16
- Utility drawer with divider and keyless electronic lock
- Retractable keyboard tray with slide-out mouse tray
- Two handles
- Scanner holder # S01
- Mouse holder # M001
- Four 3" wheels



3" wheel



B. PC Cart™ 800 20"W x 22 1/2"D:

- Clamp-mount Z-arm # AFCZ566-01
- Handle
- Footprint: 18"W x 20"D
- Four 4" casters



D. PC Cart™ 800 24"W x 24"D:

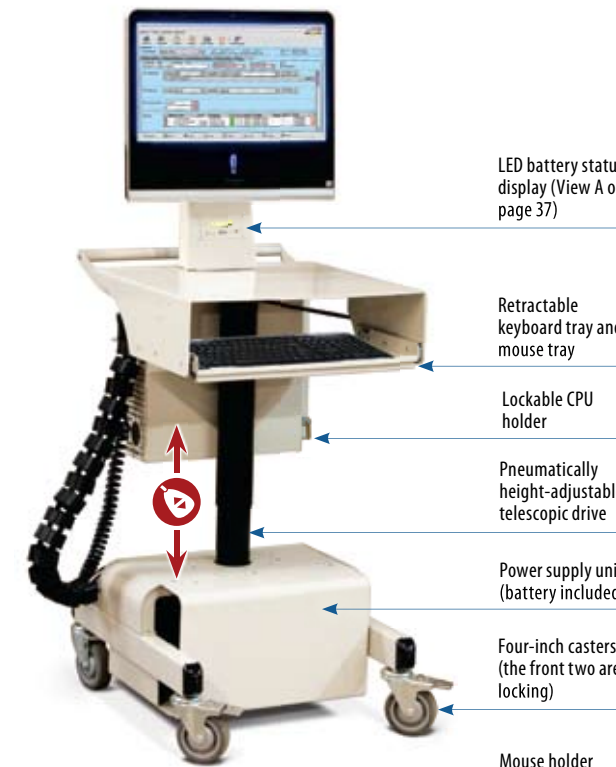
- Clamp-mount Z-arm # AFCZ566-02
- Handle
- Footprint: 20"W x 24"D
- Four 4" casters



C. PC Cart™ 800 24"W x 24"D:

- Clamp-mount Z-arm # AFCZ566-02
- Keyboard Arm # KA6000
- Keyboard Tray # TR1000
- Handle
- Footprint: 20"W x 24"D
- Four 4" casters

OUR PC CART™ 500 with power supply brings advanced computer technology to any location. The cart features a small footprint and large casters for easy movement. The **PC Cart™ 500** is height-adjustable to enable computer use while the user is standing or seated. A retractable keyboard and mouse tray are included. The cart's all-metal body enables disinfection and clean-room use.



LED battery status display (View A on page 37)

Retractable keyboard tray and mouse tray

Lockable CPU holder

Pneumatically height-adjustable telescopic drive

Power supply unit (battery included)

Four-inch casters (the front two are locking)

Mouse holder

PC Cart™ 500 with power supply

Lever for pneumatic height adjustment

Pneumatic Adjustment:

▪ SURFACE HEIGHT

Features and Benefits

- Designed to hold desktop computers, and small instruments; ideal for use in any space-limited locations
- Built exclusively from cold-rolled steel with epoxy-powder-coated finish
- Pneumatic or electric height adjustment
- Flat-panel monitor mount VESA (100/75)
- Retractable keyboard tray and mouse tray
- Standard color: Textured Gray
- Multiple colors available (see page 95)
- Four rubber or plastic casters (the front two are locking)
- Additional accessories available (see page 84)

Specifications

- Rectangular base size: 20 1/2"W x 24"D
- Work surface size: 20"W x 20"D
- Keyboard tray size: 19"W x 8 1/2"D
- Height of work surface from the floor: ~30" to 42"

Optional

- Power supply unit with LED monitoring of battery status (see View A on page 37)
- CPU/UPS holder
- Wire manager # WMF200 (to manage cables going from the power supply unit to the LED display)

FOR MAXIMUM MOBILITY, we offer a **Power Supply Unit** with three main components:

Power Supply/Recharger (remains the same for any size battery) recharges the battery that it is connected to. The cart has three AC power outlets to which the user can plug in their monitor and CPU.

LED-Battery-Status Display shows amount of power in battery, alerting user to recharge battery by connecting to Power Supply/Recharger. The unit is generally attached to the monitor arm or in a visible location of the cart.

Battery available in three sizes, each determines run time (~4.3 hours, ~6.5 hours, and ~10 hours).

The low profile of the **PC Cart™ 500** gets you closer to the patient's bedside



Optional Monitor Arms



Twin Monitor Arm # 2MH



Z-series Monitor Arm # AFCZ500-01



Z-series Monitor Arm # AFCPOLE

PC Cart™ Accessories



Antiseptic wipe holder



Biohazard waste holder



Wire basket



- E. PC Cart™ 500**
- LED battery status display
 - Retractable keyboard tray with slide-out mouse tray
 - CPU holder # CPU-09
 - Handle
 - 4" casters



- F. PC Cart™ 500**
- Twin Monitor Arm # 2MH
 - Retractable keyboard tray with slide-out mouse tray
 - CPU holder # CPU-09
 - Mouse holder # M001
 - Handle
 - 4" casters

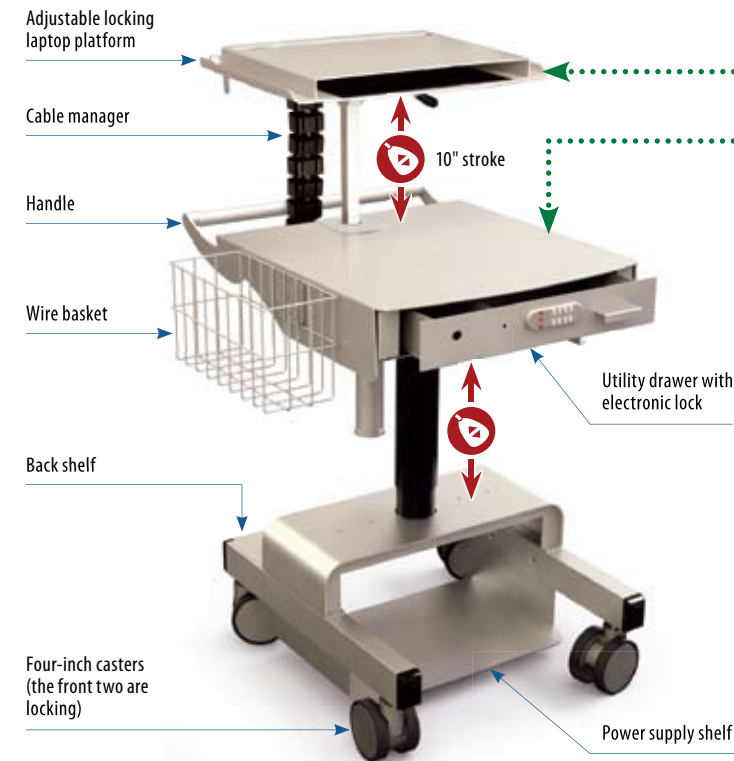


- G. PC Cart™ 500**
- Z-series Monitor Arm
 - Z-series Keyboard Arm with retractable mouse tray # ZKB-2
 - Handle
 - Back shelf
 - Custom CPU Holder
 - 4" casters



- H. PC Cart™ 500**
- Grommet-mount Monitor Arm # AFCPOLE
 - Locking drawer
 - Remote user interface
 - Retractable keyboard tray with slide-out mouse tray
 - Wire basket # WB-100
 - Mouse holder # M001
 - Handle
 - 4" casters



The PC Cart™ 500 also comes in Dual and Deluxe configurations. The Dual PC Cart™ 500 allows for independent movement of two surfaces. The upper surface can be used as a laptop platform. The Deluxe PC Cart™ 500 features electronic height adjustment.



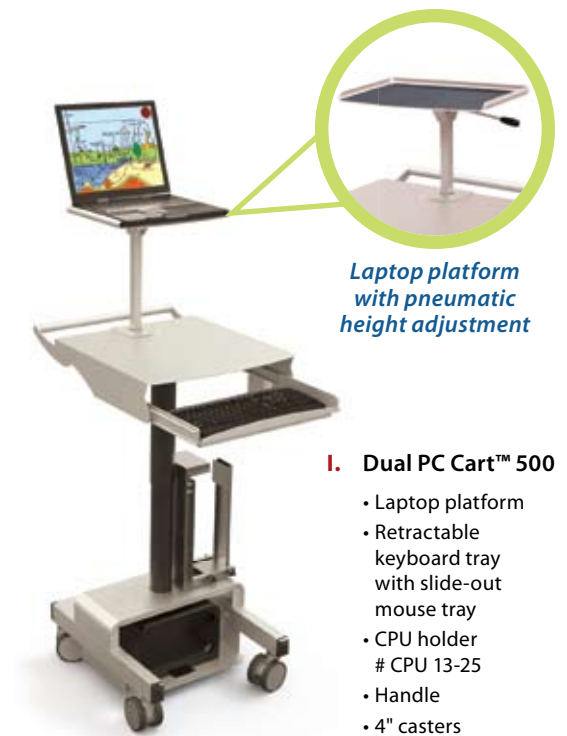
Dual PC Cart™ 500 with utility drawer

Pneumatic Adjustment:

- LAPTOP PLATFORM HEIGHT
- SURFACE HEIGHT



Dual PC Cart™ 500 with power supply



- I. Dual PC Cart™ 500**
- Laptop platform
 - Retractable keyboard tray with slide-out mouse tray
 - CPU holder # CPU 13-25
 - Handle
 - 4" casters



Deluxe PC Cart™ 500 with power supply

Electronic Adjustment:

▪ SURFACE HEIGHT



Control switch for vertical adjustment

Electronically height-adjustable telescopic drive

Power supply unit (battery included)

Four-inch casters (the front two are locking)



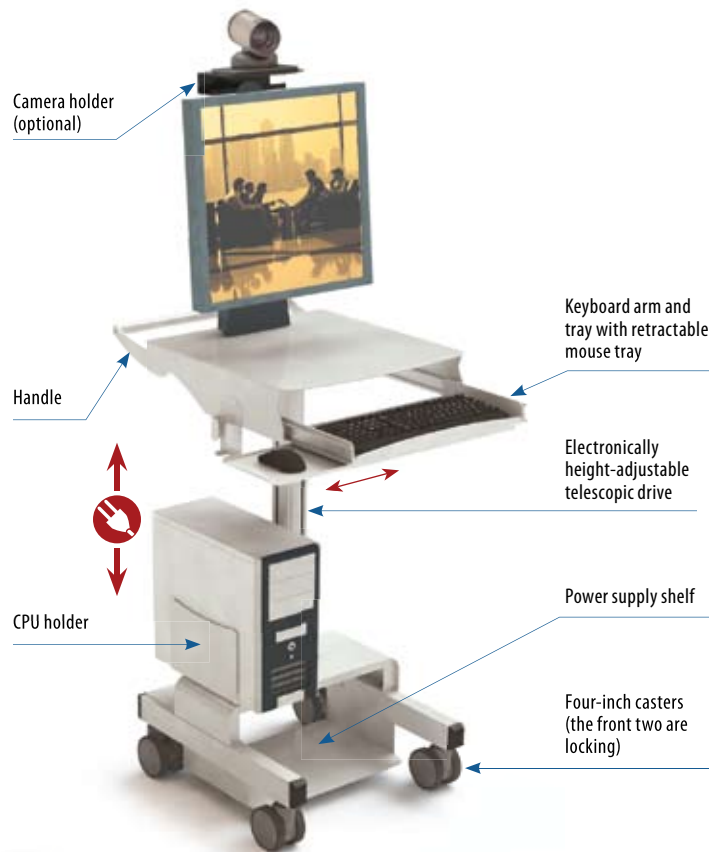
Standing position

J. Deluxe PC Cart™ 500 for one LCD monitor



Seated position

K. Deluxe PC Cart™ 500 for two LCD monitors



Deluxe PC Cart™ 500

Camera holder (optional)

Handle

CPU holder

Keyboard arm and tray with retractable mouse tray

Electronically height-adjustable telescopic drive

Power supply shelf

Four-inch casters (the front two are locking)



Laptop Cart # PC-700LP with laptop lock

Retractable keyboard tray with slide-out mouse tray

Pneumatically height-adjustable telescopic drive

Small footprint

3-inch casters (two are locking)

Features and Benefits

- Designed to hold laptops; ideal for use in any space-limited locations
- Built exclusively from cold-rolled steel with epoxy-powder-coated finish
- Pneumatic height adjustment
- Retractable keyboard tray with slide-out mouse tray
- Standard color: Textured Gray
- Multiple colors available (see page 95)
- 3" wheels (the front two are locking)
- Additional accessories available (see page 84)


Laptop Carts

THE MULTI-FUNCTIONAL AND HIGHLY ADAPTABLE PC CART™ 700LP is AFC Industries' newest addition to its line of durable laptop carts.

The PC Cart™ 700LP offers a compact look, with a footprint of 19" and an overall height of less than 6" making this cart suitable for small work areas. It's specially designed star-shaped base with 3-inch wheels delivers smooth and fluid mobility. The PC Cart™ 700LP is the example of functional, durable, and ergonomic design synonymous with AFC Industries.

Pneumatic Adjustment:

▪ SURFACE HEIGHT



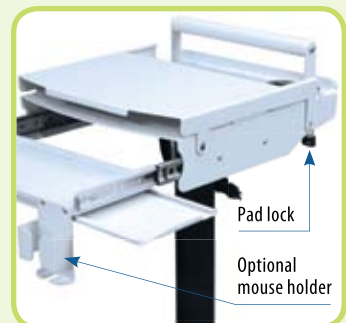
Hook for cable



Power strip with retractable cord



Lockable laptop cover



Pad lock
Optional mouse holder

Laptop cover lifts and locks with the pad lock

Specifications

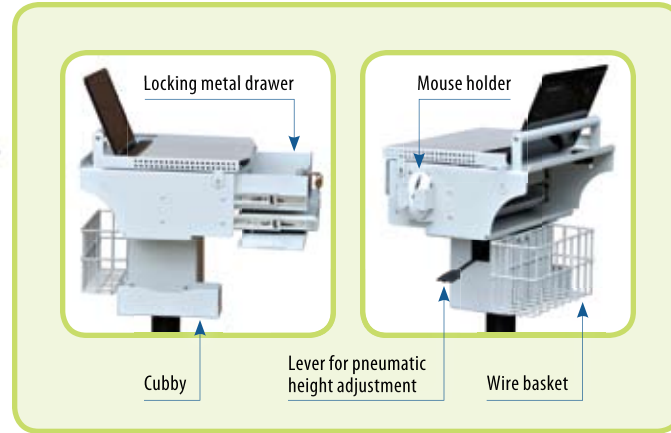
- Work surface size: 18"W x 16"D
- Height of work surface from the floor: ~30" to 42"
- Keyboard tray size: 16"W x 6"D
- Footprint: 19" star-shaped base

Optional

- Lockable laptop cover
- Locking metal drawer
- Pullout writing platform
- Retractable power cord
- Hook for cable

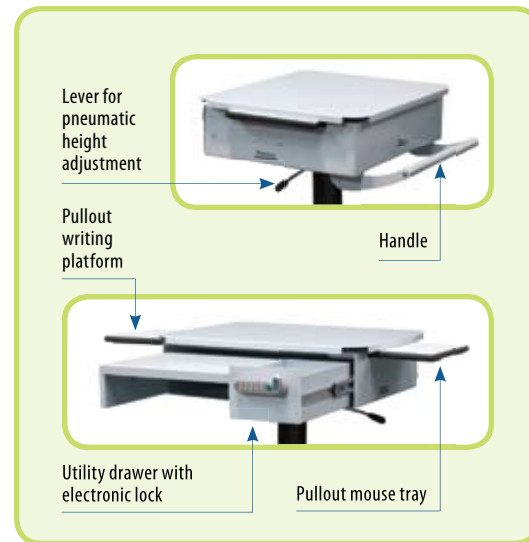
A. Laptop Cart # 700LP with laptop lock, drawer, and wire basket.

- Lockable laptop cover
- Locking metal drawer
- Retractable keyboard tray with slide-out mouse tray
- Mouse holder # M001
- Wire basket # WB-100
- Custom cubby 3"Wx3"Hx10"D
- Handle
- 22" star-shaped footprint
- Five 3" wheels



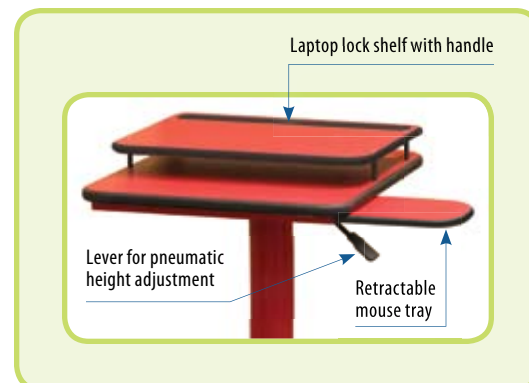
B. Laptop Cart # 700LP with utility drawer and writing platform

- Pullout writing platform
- Two pullout mouse trays
- Utility drawer with electronic lock
- Handle
- 22" star-shaped footprint
- Five 3" wheels



C. Custom Laptop Cart with locking shelf

- 18"W x 14"D laptop lock shelf with handle
- 18"Wx25"D phenolic work surface
- Retractable mouse tray
- Footprint: 23" diameter five-prong base
- Additional base weight for increased stability
- Five 4" twin casters



D. Custom Laptop Cart with wire basket

- Height of work surface ranges from the floor: 27" to 37"
- Wire basket
- Footprint: 26" diameter five-prong base
- Five 4" twin casters



F. Custom Laptop Cart with drawer

- Height of work surface ranges from the floor: 27" to 37"
- Locking drawer
- Handle
- Footprint: 26" diameter five-prong base
- Five 3" casters



H. Laptop Cart # PC-LS with wood top

- Height of work surface ranges from the floor: 27" to 37"
- 24"Wx24"D wood top
- Storage space
- Footprint: 26" diameter five-prong base
- Five 3" casters



E. Laptop Cart # PC-S with stainless steel top

- Height of work surface ranges from the floor: 27" to 37"
- 24"Wx24"D stainless steel top
- Handle
- Footprint: 26" diameter five-prong base
- Five 4" twin casters



G. Tablet Cart # PC-L

- Adjustable locking mechanism to hold tablet in place
- Height of work surface ranges from the floor: 30" to 40"
- Both surface can tilt independently
- Stationary holder
- Footprint: 26" diameter five-prong base
- Five 4" twin casters



I. Laptop Cart with fixed height 20"W x 20"D x 42"H

- Shelf for CPU/UPS or battery: 18"W x 18"D
- Four 4" casters





Plasma Cart™ XLCD200-01

Plasma Cart™

AS TECHNOLOGY HAS BECOME an integral part of the workflow, the need for easy, convenient data access has grown. The Plasma Cart™ is a durable, sturdy, and adjustable mobile solution for data and video access. Applications include teaching and training, meetings and presentations, teleconferences, telemedicine, signage and more, spanning sectors including government, military and other mission critical, commerce, healthcare, education and beyond.

The Plasma Cart™ allows you to strategically bring a large flat screen and related electronic equipment wherever they are needed. It accommodates flat screens with up to a 46" viewing area, with tilt from -5° to +15°. All components of the Plasma Cart™ are height adjustable. Internal wire management is enclosed by easy-to-remove access panels.

The Plasma Cart™ can be configured according to the user's specific needs and enhanced with multiple options, such as double-monitor holder, retractable keyboard and laptop tray, additional shelves, CPU holder, camera holder for teleconferencing, telemedicine, and filming applications.

Features and Benefits

- Fits flat screens up to 46"
- Monitor mount tilts from -5° to +15°
- Mobile and stable
- All components are individually height adjustable
- Built-in cable management with removable access panel
- Standard colors — Textured Gray and Black
- Multiple colors available (for standard colors, see page 95)
- Four-inch casters (the front two are locking)

Specifications

- Utility shelf: 18"W x 16"D
- Footprint: 30"W x 30"D
- Overall height from the floor: 62"



The Plasma Cart™ provides a mobile display wherever it is needed, perfect for both public spaces and meeting rooms.

Optional

- Multiple monitor holder (picture on the right)
- Retractable keyboard/laptop tray
- Additional shelves
- CPU holder
- Camera holder
- Surge suppressor
- Glides and additional accessories (see page 84)

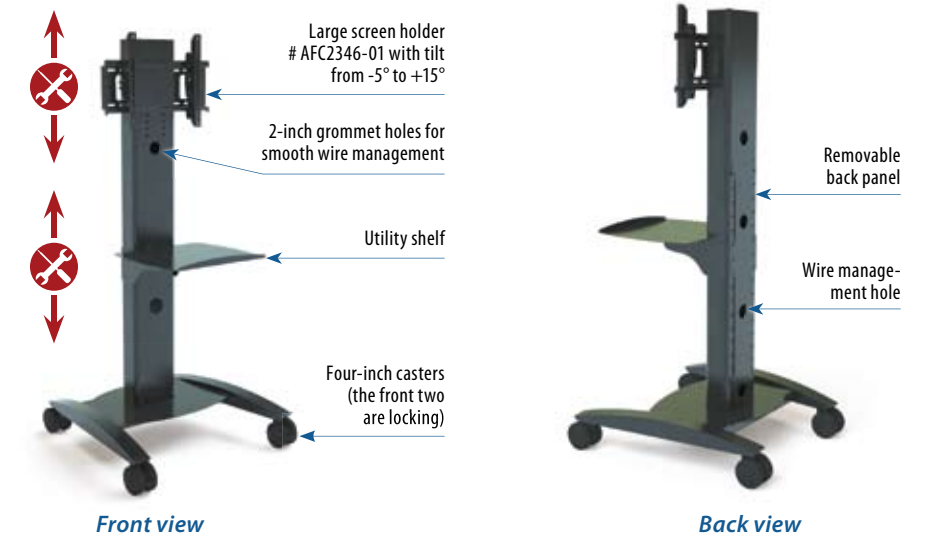


Plasma Cart™ XLCD300-01



A surge suppressor can be mounted out of sight, inside the cable management channel

Built-in cable management provides a neat and safe solution for wires, which are tucked away behind an easily removable access panel



Front view

Back view

A. Plasma Cart™ XLCD500

- Two Monitor Arms # AFC22
- Z-series Keyboard Arm & Tray with retractable Mouse Tray # WM-ZKB-1
- Handle
- Two utility shelves
- Printer shelf
- Footprint: 30"W x 30"D
- Four 4" casters



Front view

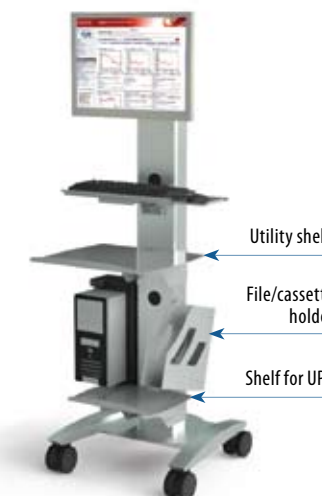
Back view

Our Mini Plasma Cart™ series accommodate screens between 24"– 38" and have all standard features of XLCD series in a smaller footprint with the option for height adjustable components.

1 Will work with smaller sizes and depending on the weight of the screen

B. Mini Plasma Cart™ MLCD200-01

- Monitor Arm # AFC22
- Retractable Keyboard Arm & Tray # WM-TR-M with slide-out Mouse Tray
- Utility shelf: 18"W x 18"D
- CPU Holder # CPU 13-25
- File/cassette holder
- Shelf for UPS: 14"W x 12"D
- Footprint: 24"W x 24"D
- Four 4" casters

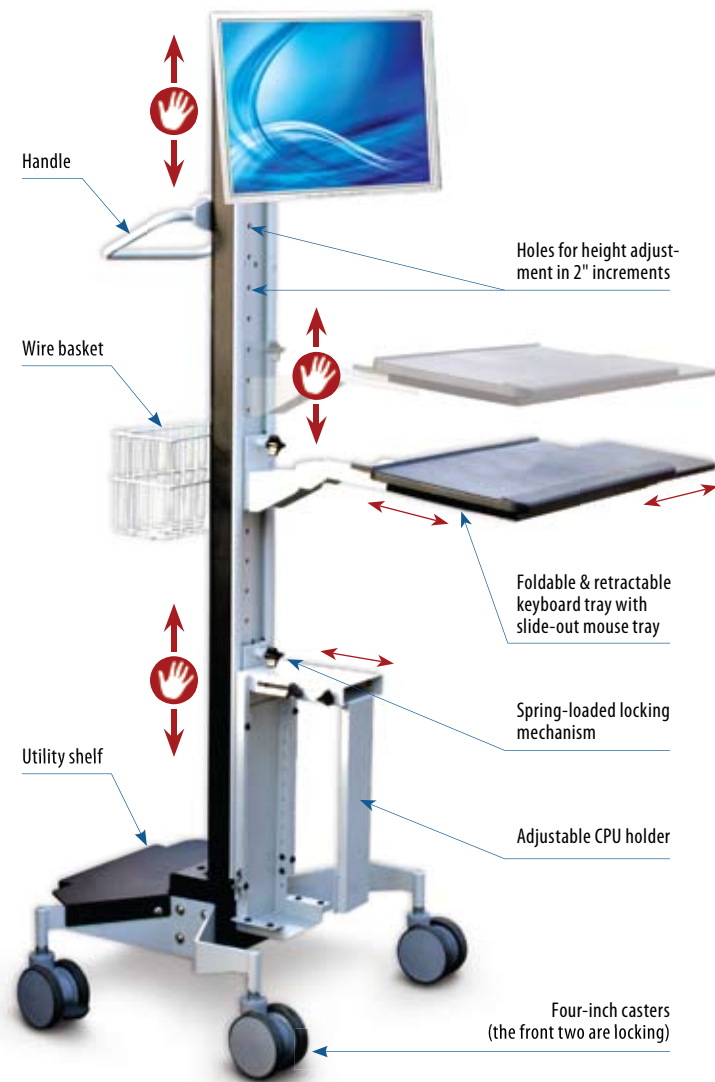


All components are height adjustable

C. Mini Plasma Cart™ MLCD400-01

- Monitor Arm # AFC22
- Lockable enclosure with retractable Keyboard Tray and slide-out Mouse Tray
- Wire Basket # WB-100
- CPU Holder # CPU-101
- Straight base: 30"W x 26"D
- Four 4" casters





Upright Cart™


THE UPRIGHT CART™ is a space-saving mobile workstation that accommodates a computer, monitor, keyboard and mouse, as well as a utility shelf that can hold a battery pack to provide flexibility and efficiency in moving among rooms and departments. The Upright Cart™ is designed for comfort and efficiency, with a slim profile that allows for effortless height adjustment of the CPU, monitor and keyboard in 2-inch increments. The VESA-compliant monitor holder can be adjusted to support both portrait and landscape views and tilted to avoid glare, while the keyboard/mouse tray is foldable and retractable for easy transport and a low profile.

Features and Benefits

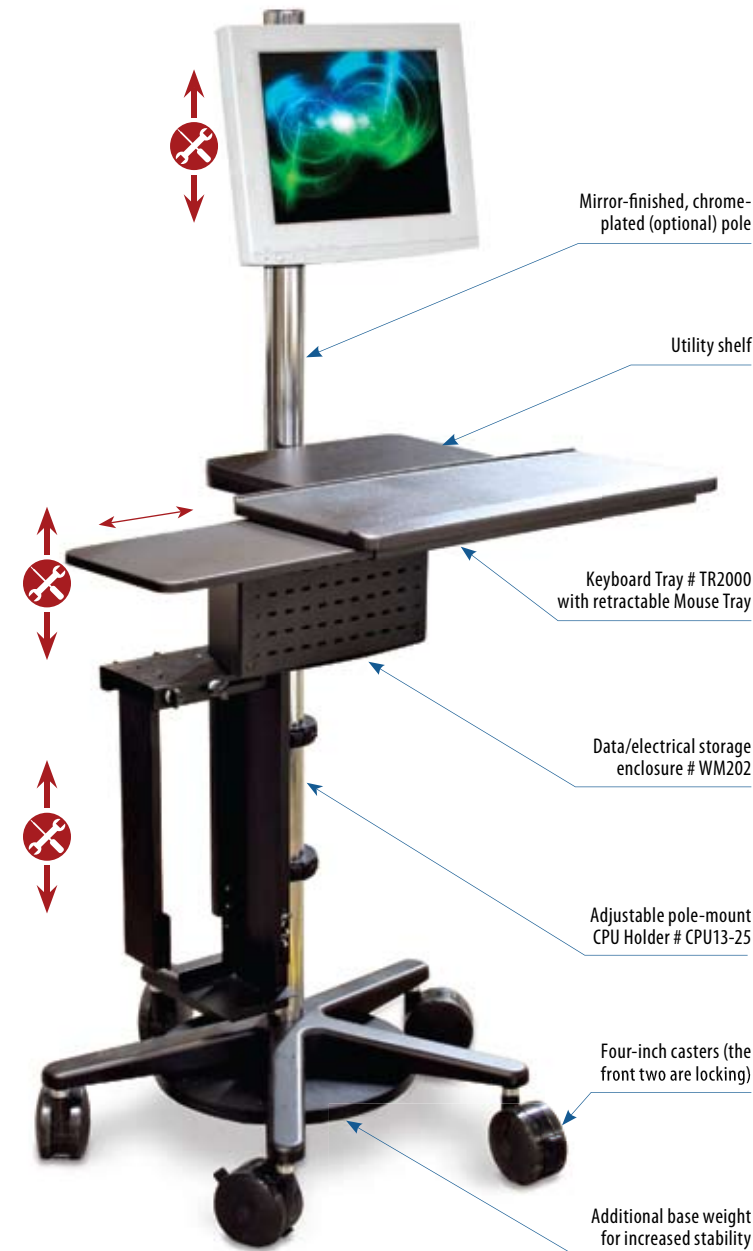
- Aluminum track: 56" long
- All components are individually adjustable
- Safety stopper at both ends
- Spring-loaded locking mechanism for simple and easy height adjustment
- VESA-compliant monitor holder that can be adjusted from portrait to landscape views and tilted horizontally or vertically for optimum view
- Foldable and retractable keyboard arm and mouse tray
- Adjustable CPU holder (3 ½"- 8 ½"W, 13"- 25"H)
- Color: Textured Gray
- Multiple colors available (see page 95)
- Four-inch casters (two of them locking)
- Glides and additional accessories available (see page 84)

Optional

- Double monitor holder on single track
- UPS holder
- Mouse holder



Foldable & retractable keyboard tray with slide-out mouse tray



Pole Cart™


THE COMPACT SIZE AND ADAPTABLE NATURE OF THE POLE CART™ make it highly useful in a variety of applications and perfect for tight, high-traffic areas. It easily moves a computer system from one location to another and supports up to two flat-panel monitors, a keyboard, and a CPU. The Pole Cart™ can be adjusted from a seated to a standing position.

Features and Benefits

- Steel pole with built-in wire management (View B)
- Available with square metal base or five-prong metal base
- All individual components are height-adjustable and can be rotated 360 degrees around the pole
- Pole finish:
 - Mirror-finished, chrome-plated or
 - Multiple colors available (for standard colors, see page 95)
- Four-inch casters (two of them locking)
- Additional accessories available (see page 84)

Specifications

- Pole: 2" outside diameter
- Footprint:
 - Square base — 21"W x 21"D
 - Five-prong base — 26" diameter
- Overall height from the floor: 60", 72"



Pole-mount Monitor Arm # AFC22 with tilt & pan movements

Steel pole with cutouts (two front and one rear) for wire management



Pole Cart™ is perfect for tight, high-traffic areas



A. Pole Cart™ MPC200

- Black epoxy-powder-coated finish pole with built-in cutout for wire management
- Pole-mount Monitor Arm # AFC22
- Utility shelf
- Keyboard Tray # TR2000 with retractable Mouse Tray
- Two pole-mount CPU Enclosures # CPU-09
- Additional base weight for increased stability
- 4" casters



CPU Enclosures have openings for ventilation

Every single item is height adjustable and can be rotated 360 degrees.



B. Pole Cart™ MPC200

- Black epoxy-powder-coated finish pole with built-in cutout for wire management
- Pole-mount Monitor Arm # AFC22
- Handle
- Keyboard Tray # TR2000 with retractable Mouse Tray
- Adjustable pole-mount CPU Holder # CPU13-25
- Additional base weight for increased stability
- 4" casters



D. Pole Cart™ MPC200 with square base

- Black epoxy-powder-coated finish pole
- Pole-mount Z-arm # AFCZ200-01
- Keyboard Tray # TR2000 with retractable Mouse Tray
- Adjustable pole-mount CPU Holder # CPU13-25
- Square base
- 4" casters



C. Pole Cart™ MPC200

- Mirror-finished, chrome-plated pole with built-in cutout for wire management
- Pole-mount Twin Monitor Arm # AFCPOLE2MH-1
- Utility shelf
- Keyboard Tray # TR2000 with retractable Mouse Tray
- Data/electrical storage enclosure # WM202
- Adjustable pole-mount CPU Holder # CPU13-25
- Additional base weight for increased stability
- 4" casters



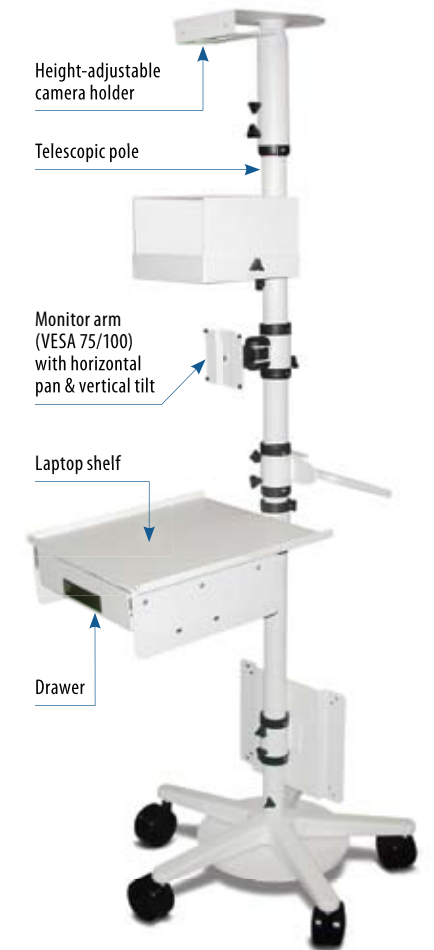
E. Pole Cart™ MPC200 with square base

- Black epoxy-powder-coated finish pole
- Pole-mount Z-arm # AFCZ200-02
- Keyboard Tray # TR2000 with retractable Mouse Tray
- Adjustable pole-mount CPU Holder # CPU13-25
- Square base
- 4" casters



F. Pole Cart™ MPC200 with square base

- Gray epoxy-powder-coated finish pole with built-in cutout for wire management
- Custom height-adjustable camera holder mounted on Z-arm
- Handle
- 16"Wx16"D laptop tray with lips on sides and 3"H cubby on the bottom for power strip & router (access from the back)
- Speaker holder
- 20"Wx20"D square base
- 4" casters



H. Pole Cart™ MPC600_CSX_07

- Gray epoxy-powder-coated finish telescopic pole
- Height-adjustable camera holder
- Transmitter holder
- Pole-mount Monitor Arm # AFC17H
- Handle
- Laptop shelf with drawer
- Mounting bracket for transformer
- Additional base weight for increased stability
- 4" casters



G. Pole Cart™ MPC200

- Mirror-finished, chrome-plated pole with built-in cutout for wire management
- Pole-mount camera shelf
- Pole-mount Monitor Arm # AFC22 with tilt & pan movements
- Pole-mount scanner Holder # S01
- Handle
- Pole-mount laptop platform
- Pole-mount CPU cradle
- Wire Manager
- Base-mount CPU cradle
- Additional base weight for increased stability
- 4" casters