
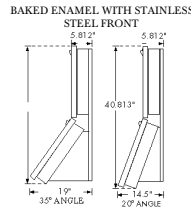
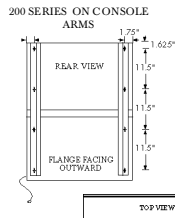
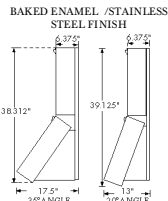


200 SERIES CONSOLE STYLE



This special mounting of the 200 series was designed for better viewing, comparison and marking of films. On two tier units the lower tier is tilted at either 20° or 35° from the vertical (the upper tier remains vertical). This arrangement facilitates handling of the films and is ideal for comfortable seated viewing. The console may be placed on a desk or table or it can be fastened to a wall quickly with keyholes provided on rear of viewer. Specify desired angle when placing order. Units chosen in the baked enamel finish or all stainless steel finish use the Surface Mounted Models of the 200 Series. The 239 series with baked enamel body and stainless steel front utilizes the recessed models of the 200 Series.



CONSOLE STYLE				CATALOG NO.		STAINLESS STEEL FRONT	
VIEWING AREA	EXTERIOR WIDTH	APPROX. SHIP WT	BAKED ENAMEL FINISH	STAINLESS STEEL FINISH	CATALOG NO.	EXTERIOR WIDTH	
Two Bank 28"x17"	30.312"	60 lbs	237A	237SA	239A	31.25	
Three Bank 42"x17"	44.375"	80 lbs	237B	237SB	239B	45.25	
Four Bank 56"x17"	58.375"	100 lbs	237	237S	239C	59.25	
Five Bank 70"x17"	72.437"	120 lbs	237C	237SC	239D	73.25	
Six Bank 84"x17"	86.375"	140 lbs	237D	237SD	239E	87.375	
Eight Bank 112"x17"	114.375"	180 lbs	237E	237SE			
TWO TIER							
2 over 2 2x 28"x17"	30.312"	100 lbs	238A	238SA	239G	31.25	
3 over 3 2x 42"x17"	44.375"	140 lbs	238B	238SB	239H	45.25	
4 over 4 2x 56"x17"	58.375"	180 lbs	238	238S	239	59.25	
5 over 5 2x 70"x17"	72.437"	220 lbs	238C	238SC	239J	73.25	
6 over 6 2x 84"x17"	86.375"	240 lbs	238D	238SD	239K	87.375	



200 SERIES MOBILE ILLUMINATORS

Two styles of mobile illuminator bases have been created specifically for the 200 Series Console Style or Tilting Illuminators. The Desk Style Mobile Base is designed for easy, convenient reading while sitting. The Hi-Style base is ideal for lectures and conferences as well as general viewing when standing. Both bases are designed for strength, rigidity and convenience. Bases are mounted on ball bearing swivel casters for ease of mobility even on carpet. The length of these bases is matched to the number of banks of illuminators desired.



200 SERIES CONSOLE STYLE ILLUMINATOR ON HI-STYLE BASE

available in single or two tier configurations, from two to six banks wide - fixed 3.5° angled viewing

DEPTH OF BASE: 19"
HEIGHT OF BASE: 36"

VIEWING AREA	EXTERIOR WIDTH	APPROX. SHIP WT	BAKED ENAMEL FINISH	STAINLESS STEEL FRONT	CATALOG NO.
Two Bank 28"x17"	32.75"	150 lbs	220A	220AS	
Three Bank 42"x17"	46.75"	200 lbs	220B	220BS	
Four Bank 56"x17"	60.75"	250 lbs	220C	220CS	
Five Bank 70"x17"	74.75"	300 lbs	220D	220DS	
Six Bank 84"x17"	88.75"	350 lbs	220E	220ES	
TWO TIER					
2 over 2 2x 28"x17"	32.75"	190 lbs	220F	220FS	
3 over 3 2x 42"x17"	46.75"	260 lbs	220G	220GS	
4 over 4 2x 56"x17"	60.75"	330 lbs	220K	220KS	
5 over 5 2x 70"x17"	74.75"	400 lbs	220H	220HS	
6 over 6 2x 84"x17"	88.75"	470 lbs	220J	220JS	

The Hi-Style Base is 36" high and 19" deep. The lower shelf is 12" above the floor.

The Desk Style Base is 25" high and 19" deep. A shelf in each of the two side compartments can be used for film or utility storage.

200 SERIES CONSOLE STYLE ILLUMINATOR ON DESK BASE

available in single or two tier configurations, from four to six banks wide - fixed 3.5° angled viewing

DEPTH OF BASE: 19"
HEIGHT OF BASE: 25.5"

VIEWING AREA	EXTERIOR WIDTH	APPROX. SHIP WT	BAKED ENAMEL FINISH	STAINLESS STEEL FRONT	CATALOG NO.
Four Bank 56"x17"	60.75"	255 lbs	220P	220PS	
Five Bank 70"x17"	74.75"	305 lbs	220Q	220QS	
Six Bank 84"x17"	88.75"	355 lbs	220R	220RS	
TWO TIER					
4 over 4 2x 56"x17"	60.75"	335 lbs	220	220S	
5 over 5 2x 70"x17"	74.75"	405 lbs	220M	220MS	
6 over 6 2x 84"x17"	88.75"	475 lbs	220L	220LS	

ALL MEASUREMENTS ARE ± 1/16"

Finish: Mobile Bases : light grey baked enamel. Illuminators: light grey baked enamel with Stainless Steel front or light grey baked enamel (on cold rolled steel).

Electrical: Supplied with a 6' three conductor cord. 120 volts, 60HZ. AC. Consult factory for other voltages.

* **Optional Items:** Trigger start ballasts, automatic switches, double intensity illumination (pg. B-17) - hospital grade plugs, film clips and switch boxes - For ordering information see page B-30 * **Optional Desk Base Items:** 207B Storage Drawer and 207C Pull-out Writing Shelf.

200 SERIES TILTING MOBILE ILLUMINATORS

A uniquely designed arm bolted to the **Hi-Style Base** and **Desk Base** allows the 200 Series Illuminator *full range tilting ability*. The illuminator can be locked in a vertical or an angled position. Two tier models have an additional pivot in the center to allow the lower tier to tilt upwards and lock at 15°, 30°, 45° or 60° while the upper tier remains vertical, or the top and bottom tiers can be tilted as a unit and locked in the 15°, 30°, 45° positions.

200 SERIES TILTING ILLUMINATOR ON HI-STYLE BASE

available in single or two tier configurations, from two to six banks wide

Full Range Tilting - 15°, 30°, 45°, 60°

TILTING ILLUM. on HI-STYLE BASE

VIEWING AREA	EXTERIOR WIDTH	APPROX SHIP WT	CATALOG NO.	
			BAKED ENAMEL FINISH	STAINLESS STEEL FRONT
Two Bank 28"x17"	37.375"	100 lbs	212	212S
Three Bank 42"x17"	51.375"	150 lbs	213	213S
Four Bank 56"x17"	65.375"	200 lbs	214	214S
Five Bank 70"x17"	79.375"	290 lbs	214A	214AS
Six Bank 84"x17"	93.375"	340 lbs	214B	214BS
Eight Bank 112"x17"	121.375"	440 lbs	214C	214CS
TWO TIER				
2 over 2 2x 28"x17"	37.375"	180 lbs	215	215S
3 over 3 2x 42"x17"	51.375"	250 lbs	216	216S
4 over 4 2x 56"x17"	65.375"	320 lbs	217	217S
5 over 5 2x 70"x17"	79.375"	390 lbs	217C	217CS
6 over 6 2x 84"x17"	93.375"	460 lbs	217D	217DS

ALL MEASUREMENTS ARE ± 1/16"



219 with lower tier tilted at a 30° angle



217 with lower tier tilted at a 30° angle

200 SERIES TILTING ILLUMINATOR ON DESK BASE

available in single or two tier configurations, from four to six banks wide

Full Range Tilting - 15°, 30°, 45°, 60°

TILTING ILLUM. on DESK BASE

VIEWING AREA	EXTERIOR WIDTH	APPROX. SHIP WT	CATALOG NO.	
			BAKED ENAMEL FINISH	STAINLESS STEEL FRONT
Four Bank 56"x17"	65.375"	205 lbs	218	218S
Five Bank 70"x17"	79.375"	295 lbs	218A	218AS
Six Bank 84"x17"	93.375"	345 lbs	218B	218BS
TWO TIER				
4 over 4 2x 56"x17"	65.375"	325 lbs	219	216S
5 over 5 2x 70"x17"	79.375"	395 lbs	219C	219CS
6 over 6 2x 84"x17"	93.375"	465 lbs	219D	219DS

Finish: Mobile Bases : light grey baked enamel.

Illuminators: light grey baked enamel with Stainless Steel front or light grey baked enamel (on cold rolled steel).

Electrical: Supplied with a 6' three conductor cord. 120 volts, 60HZ AC. Consult factory for other voltages.

* **Optional Items:** Trigger start ballasts, automatic switches, double intensity illumination (pg. B-17) - hospital grade plugs, film clips and switch boxes - For ordering information see page B-30

* **Optional Desk Base Items:** 207B *Storage Drawer* and 207C *Pull-out Writing Shelf*.